

A. General Information**A0 Respondent Information (Not for Publication)**

A0 Name: Amy C. Boczer
A0 Title: Director
A0 Office: Institutional Research
A0 Mailing Address: 1073 North Benson Rd
A0 City/State/Zip/Country: Fairfield, CT 06824 USA
A0 Phone: 203-254-4000
A0 Fax: 203-254-4291
A0 E-mail Address: aboczer@fairfield.edu
A0 Are your responses to the CDS posted for reference on your institution's Web site? Yes No
 x

A0 If yes, please provide the URL of the corresponding Web page:

A0A We invite you to indicate if there are items on the CDS for which you cannot use the requested analytic convention, cannot provide data for the cohort requested, whose methodology is unclear, or

A1 Address Information

A1 Name of College/University: Fairfield University
A1 Mailing Address:
A1 City/State/Zip/Country:
A1 Street Address (if different):
A1 City/State/Zip/Country:
A1 Main Phone Number:
A1 WWW Home Page Address:
A1 Admissions Phone Number:
A1 Admissions Toll-Free Phone Number:
A1 Admissions Office Mailing Address: **1073 North Benson Rd**
A1 City/State/Zip/Country: **Fairfield, CT 06824 USA**
A1 Admissions Fax Number:
A1 Admissions E-mail Address: _____
A1 If there is a separate URL for your school's online application, please specify:
A1 If you have a mailing address other than the above to which applications should be sent, please provide:

A2

A2 Public
A2 Private (nonprofit) x
A2 Proprietary

A3 Classify your undergraduate institution:

A3 Coeducational college x
A3 Men's college
A3 Women's college

A4 Academic year calendar:203-254-4100

203-254-4199
[admis 4 fairfield.edu](mailto:admis4@fairfield.edu)

B. ENROLLMENT AND, Q 3

uatesB3 M

B1

	Men	Women	Men	Women
Undergraduates				
Degree-seeking, first-time freshmen	475	698	3	0
Other first-year, degree-seeking	26	17	1	2
All other degree-seeking	1,178	1,765	40	45
Total degree-seeking	1,679	2,480	44	47
All other undergraduates enrolled in credit courses	1		31	21
Total undergraduates	1,680	2,480	75	68
Graduate				
Degree-seeking, first-time	42	88	50	123
All other degree-seeking	89	226	119	291
All other graduates enrolled in credit courses			7	11
Total graduate	131	314	176	425
				4,303
				1,046
				5,349

B2

	Degree-Seeking First-Time First Year	Degree-Seeking Undergraduates (include first-time first-year)	Total Undergraduates (both degree- and non-degree-seeking)
	38	167	
Hispanic/Latino	81	290	
	15	78	
White, non-Hispanic	935	3,278	
	1	4	
Asian, non-Hispanic	28	112	
Native Hawaiian or other Pacific Islander, non-Hispanic	0	2	
Two or more races, non-Hispanic	27	76	
Race and/or ethnicity unknown	51	243	
TOTAL	1,176	4,250	0

Persistence

B3 Number of degrees awarded from July 1, 2018 to June 30, 2019

B3	Certificate/diploma	
B3	Associate degrees	
B3	Bachelor's degrees	947
B3	Postbachelor's certificates	
B3	Master's degrees	389
B3	Post-Master's certificates	27
B3	Doctoral degrees – research/scholarship	
B3	Doctoral degrees – professional practice	31
B3	Doctoral degrees – other	

Graduation Rates

The items in this section correspond to data elements collected by the IPEDS Web-based Data Collection System's Graduation Rate Survey (GRS). For complete instructions and definitions of data elements, see the IPEDS GRS Forms and Instructions for the 2019-20 Survey

In the following section for bachelor's or equivalent programs, please disaggregate the Fall 2012 and Fall 2013 cohorts (formerly CDS B4-B11) into four groups:

- Students who received a Federal Pell Grant*
 - Recipients of a subsidized Stafford Loan who did not receive a Pell Grant
 - Students who did not receive either a Pell Grant or a subsidized Stafford Loan
 - Total (all students, regardless of Pell Grant or subsidized loan status)
- *Students who received both a Federal Pell Grant and a subsidized Stafford Loan should be reported in the "Recipients of a Federal Pell Grant" column.

For each graduation rate grid below, the numbers in the first three columns for Questions A-G should

Match a4

Students who received a Federal Pell Grant
 Recipients of a Subsidized Stafford Loan
 Recipients of a Subsidized Stafford Loan who did not receive a Pell Grant
 Total (all students, regardless of Pell Grant or subsidized loan status)

	*Students who received a Federal Pell Grant	Recipients of a Subsidized Stafford Loan	Recipients of a Subsidized Stafford Loan who did not receive a Pell Grant	Total (all students, regardless of Pell Grant or subsidized loan status)	
Formerly B4	A- Initial 2013 cohort of first-time, full-time bachelor's (or equivalent) degree seeking undergraduate-students	146	371	446	963
Formerly B5	B- Of the initial 2013 cohort, how many did not persist and did not graduate for the following reasons: deceased, permanently disabled, armed forces, foreign aid service of the federal government, or official church missions; total allowable exclusions	0	0	1	1
Formerly B6	C- Final 2013 cohort, after adjusting for allowable exclusions	146	371	445	962
Formerly B7	D - Of the initial 2013 cohort, how many completed the program in four years or less (by Aug. 31, 2017)	110	311	348	769
Formerly B8	E - Of the initial 2013 cohort, how many completed the program in more than four years but in five years or less (after Aug. 31, 2017 and by Aug. 31, 2018)	3	6	17	26
Formerly B9	F - Of the initial 2013 cohort, how many completed the program in more than five years but in six years or less (after Aug. 31, 2018 and by Aug. 31, 2019)	0	1	5	6
Formerly B10	G - Total graduating within six years (sum of lines D, E, and F)	113	318	370	801

Formerly B11	H - Six-year graduation rate for 2013 cohort (G divided by C)	77%	86%	83%	83%
---------------------	---	-----	-----	-----	-----

Fall 2012 Cohort

		Recipients of a Federal Pell Grant	Recipients of a Subsidized Stafford Loan who did not receive a Pell Grant	Students who did not receive either a Pell Grant or a subsidized Stafford Loan	Total (sum of 3 columns to the left)
Formerly B4	A- Initial 2012 cohort of first-time, full-time bachelor's (or equivalent) degree seeking undergraduate-students	172	374	444	990
Formerly B5	B- Of the initial 2012 cohort, how many did not persist and did not graduate for the following reasons: deceased, permanently disabled, armed forces, foreign aid service of the federal government, or official church missions; total allowable exclusions	0	0	0	0
Formerly B6	C- Final 2012 cohort, after adjusting for allowable exclusions	172	374	444	990
Formerly B7	D - Of the initial 2012 cohort, how many completed the program in four years or less (by Aug. 31, 2016)	136	315	326	777
Formerly B8	E - Of the initial 2012 cohort, how many completed the program in more than four years but in five years or less (after Aug. 31, 2016 and by Aug. 31, 2017)	4	2	9	15
Formerly B9	F - Of the initial 2012 cohort, how many completed the program in more than five years but in six years or less (after Aug. 31, 2017 and by Aug. 31, 2018)	0	1	4	5
Formerly B10	G - Total graduating within six years (sum of lines D, E, and F)	140	318	339	797
Formerly B11	H - Six-year graduation rate for 2012 cohort (G divided by C)	81%	85%	76%	81%

For Two-Year Institutions

Please provide data for the 2016 cohort if available. If 2015 cohort data are not available, provide data for the 2015 cohort.

2016 Cohort

B12	Initial 2016 cohort, total of first-time, full-time degree/certificate-seeking students:	
B13	Of the initial 2016 cohort, how many did not persist and did not graduate for the following reasons: death, permanent disability, service in the armed forces, foreign aid service of the federal government, or official church missions; total allowable exclusions:	
B14	Final 2016 cohort, after adjusting for allowable exclusions (Subtract question B13 from question B12):	0

B15	Completers of programs of less than two years duration (total):	
B16	Completers of programs of less than two years within 150 percent of normal time:	
B17	Completers of programs of at least two but less than four years (total):	
B18	Completers of programs of at least two but less than four-years within 150 percent of normal time:	
B19	Total transfers-out (within three years) to other institutions:	
B20	Total transfers to two-year institutions:	
B21	Total transfers to four-year institutions:	

2015 Cohort

B12	Initial 2015 cohort, total of first-time, full-time degree/certificate-seeking students:	
B13	Of the initial 2015 cohort, how many did not persist and did not graduate for the following reasons: death, permanent disability, service in the armed forces, foreign aid service of the federal government, or official church missions; total allowable exclusions:	
B14	Final 2015 cohort, after adjusting for allowable exclusions (Subtract question B13 from question B12):	0
B15	Completers of programs of less than two years duration (total):	
B16	Completers of programs of less than two years within 150 percent of normal time:	
B17	Completers of programs of at least two but less than four years (total):	
B18	Completers of programs of at least two but less than four-years within 150 percent of normal time:	
B19	Total transfers-out (within three years) to other institutions:	
B20	Total transfers to two-year institutions:	
B21	Total transfers to four-year institutions:	

Retention Rates

Report for the cohort of all full-time, first-time bachelor's (or equivalent) degree-seeking undergraduate students who entered in Fall 2018 (or the preceding summer term). The initial cohort may be adjusted for students who departed for the following reasons: death, permanent disability, service in the armed forces, foreign aid service of the federal government or official church missions. No other adjustments to the initial cohort should be made.

B22	For the cohort of all full-time bachelor's (or equivalent) degree-seeking undergraduate students who entered your institution as freshmen in Fall 2018 (or the preceding summer term), what percentage was enrolled at your institution as of the date your institution calculates its official enrollment in Fall 2019?	90%
-----	--	-----

C5 Visual/Performing Arts
C5 Other (specify)


Basis for Selection

C6

C6
C6
C6
C6
C6



C7

C7  Very Important Important Considered Not Considered
C7 Academic
C7



C8B If your institution will make use of the SAT in admission decisions for first-time, first-year, degree-seeking applicants for Fall 2021 please indicate which ONE of the following applies (regardless of whether the Essay score will be used in the admissions process:

C8B SAT with Essay component required	
C8B SAT with Essay component recommended	
C8B SAT with or without Essay component accepted	x

C8C Please indicate how your institution will use the SAT or ACT writing component; check all that apply:

C8C	SAT essay	ACT essay
C8C For admission		
C8C For placement		
C8C For advising		
C8C In place of an application essay		
C8C As a validity check on the application essay		
C8C No college policy as of now		
C8C Not using essay component	x	x

C8D In addition, does your institution use applicants' test scores for academic advising?

C8D	Yes	No
		x

C8E Latest date by which SAT or ACT scores must be received for fall-	1/15
C8E Latest date by which SAT Subject Test scores must be received for fall-term admission	

C8F If necessary, use this space to clarify your test policies (e.g., if tests are recommended for some students, Fairfield has a test-optional policy. Students may choose whether or not to submit their standardized test scores.

C8G Please indicate which tests your institution uses for placement (e.g., state tests):

C8G SAT	
C8G ACT	
C8G SAT Subject Tests	
C8G AP	
C8G CLEP	
C8G Institutional Exam	
C8G State Exam (specify):	

Freshman Profile

Provide information for ALL enrolled, degree-seeking, full-time and part-time, first-time, first-year (freshman) students enrolled in Fall 2019, including students who began studies during summer, international students/nonresident aliens, and students admitted under special arrangements.

C9 Percent and number of first-time, first-year (freshman) students enrolled in Fall 2019 who submitted national standardized (SAT/ACT) test scores. Include information for ALL enrolled, degree-seeking, first-time, first-year (freshman) students who submitted test scores. Do not include partial test scores (e.g., mathematics scores but not critical reading for a category of students) or combine other standardized test results (such as TOEFL) in this item. Do not convert SAT scores to ACT scores and vice versa. If a student submitted multiple sets of scores for a single test, report this information according to how you use the data. For example:
 If you consider the highest scores from either submission, use the highest combination of scores (e.g., verbal from one submission, math from the other).
 If you average the scores, use the average to report the scores.

C9	Percent submitting SAT scores	58%	Number submitting SAT scores	680
-----------	-------------------------------	-----	------------------------------	-----

C9	Percent submitting ACT scores	16%		191
C9	[REDACTED]	25th Percentile	75th Percentile	
	SAT Composite	1220	1340	
C9	SAT Evidence-Based Reading and Writing	610	670	
C9	SAT Math	600	680	
C9				

[REDACTED]

[REDACTED]

[REDACTED]

C12	Average high school GPA of all degree-seeking, first-time, first-year (freshman) students who submitted GPA:	3.64
C12	Percent of total first-time, first-year (freshman) students who submitted high school GPA:	97.79%

Admission Policies

C13 Application Fee

C13		Yes	No
C13	Does your institution have an application fee?	x	
C13	Amount of application fee:	\$60.00	
C13		Yes	No
C13	Can it be waived for applicants with financial need?	x	

C13 If you have an application fee and an on-line application option,

C13	Same fee:	x
C13	Free:	
C13	Reduced:	

C13		Yes	No
C13	Can on-line application fee be waived for applicants with financial need?	x	

C14 Application closing date

C14		Yes	No
C14	Does your institution have an application closing date?	x	
C14	Application closing date (fall):	1/15	
C14	Priority date:		

C15		Yes	No
C15	Are first-time, first-year students accepted for terms other than	x	

C16 Notification to applicants of admission decision sent (fill in one only)

C16	On a rolling basis beginning (date):	
C16	By (date):	4/1
C16	Other:	

C17 Reply policy for admitted applicants (fill in one only)

C17	Must reply by (date):	5/1
C17	No set date:	
C17	Must reply by May 1 or within _____ weeks if notified thereafter	
C17	Other:	
C17	Deadline for housing deposit (MM/DD):	5/1
C17	Amount of housing deposit:	\$ 400.00
C17	Refundable if student does not enroll?	
C17	Yes, in full	
C17	Yes, in part	
C17	No	x

C18 Deferred admission

C18		Yes	No
C18	Does your institution allow students to postpone enrollment after admission?	x	
C18	If yes, maximum period of postponement:	1 year	

C19 Early admission of high school students

		Yes	No
C19	Does your institution allow high school students to enroll as full-time, first-time, first-year (freshman) students one year or more before high school graduation?		x

C20 Common Application Question removed from CDS. (Initiated during 2006-2007 cycle)

Early Decision and Early Action Plans

C21 Early Decision

		Yes	No
C21	Does your institution offer an early decision plan (an admission plan that permits students to apply and be notified of an admission decision well in advance of the regular notification date and that asks students to commit to attending if accepted) for first-time, first-year (freshman) applicants for fall enrollment?	x	

C21 If "yes," please complete the following:

C21	First or only early decision plan closing date	11/15
C21	First or only early decision plan notification date	12/15
C21	Other early decision plan closing date	1/15
C21	Other early decision plan notification date	2/15

C21 For the Fall 2019 entering class:

C21	Number of early decision applications received by your institution	223
C21	Number of applicants admitted under early decision plan	173
C21	Please provide significant details about your early decision plan: Students who are certain that Fairfield University is their first choice, and are willing to commit to attending if admitted, are encouraged to apply as an Early Decision Candidate.	

C22 Early action

		Yes	No
C22	Do you have a nonbinding early action plan whereby students are notified of an admission decision well in advance of the regular notification date but do not have to commit to attending your college?	x	

C22 If "yes," please complete the following:



C22	Early action closing date	11/1
C22	Early action notification date	12/20

C22 Is your early action plan a "restrictive" plan under which you limit students from applying to other early plans?

		Yes	No
C22			x



Fall Applicants

D1		Yes	No
D1		x	
D1		x	
D2			
D2		Applicants	Admitted Applicants



[REDACTED]

[REDACTED]

[REDACTED]

[REDACTED]

[REDACTED]

[REDACTED]

E1

E1	Accelerated program				X
E1	Cooperative education program				
E1	Cross-registration				X
E1	Distance learning				X
E1	Double major				X
E1	Dual enrollment				
E1	English as a Second Language (ESL)				
E1	Exchange student program (domestic)				X
E1	External degree program				
E1	Honors Program				X
E1	Independent study				X
E1	Internships				X
E1	Liberal arts/career combination				X
E1	Student-designed major				X
E1	Study abroad				X
E1	Teacher certification program				X
E1	Weekend college				
E1	Other (specify):				

E2 This question has been removed from the Common Data Set.

E3 Areas in which all or most students are required to complete some course work prior to graduation:

E3	Arts/fine arts				X
E3	Compu	M	M		

Common Data Set 2019-2020



F1

F1  First-time, first-year (freshman) students Undergraduates

F1

80% 73%

F1 n/a n/a

F1 n/a n/a

F1

95% 73%

F1 5% 25%

F1 0% 2%

F1 18 19

F1 18 20

F2

F2 Campus Ministries x

F2 Choral groups x

F2 Concert band x

F2 Dance x

F2 Drama/theater x

F2 International Student Organization x

F2 Jazz band x

F2 Literary magazine x

F2 Marching band x

F2 Model UN x

F2 Music ensembles x

F2 Musical theater x

F2 Opera x

F2 Pep band x

F2 Radio station x

F2 Student government x

F2 Student newspaper x

F2 Student-run film society x

F2 Symphony orchestra x

F2 Tel Â

F2/ si St%) F2 **st z 2 ° xSt ê** **x)** **() F1 pu a**



G. ANNUAL EXPENSES

G0 Please provide the URL of your institution's net price calculator:

Provide 2020-2021 academic year costs of attendance for the following categories that are applicable to your institution.

x

Apr-20

G1 PII M P

G1		First-Year	Undergraduates
G1	PRIVATE INSTITUTIONS		
	Tuition:	\$49,080	\$49,080
G1	PUBLIC INSTITUTIONS		
	Tuition:		
	In-district		
G1	PUBLIC INSTITUTIONS		
	In-state (out-of-district):		
G1	PUBLIC INSTITUTIONS		
	Out-of-state:		
G1	NONRESIDENT ALIENS		
	Tuition:	\$49,080	\$49,080
G1	REQUIRED FEES:	\$750	\$750
G1	ROOM AND BOARD:		
	(on-campus)	\$15,150	\$15,150
G1	ROOM ONLY:		
	(on-campus)	\$9,280	\$9,280
G1	BOARD ONLY:		
	(on-campus meal plan)	\$5,870	\$5,870

G1

G1

G2		Minimum	Maximum
G2		12	20
G3		Yes	No
G3			x
G4		Yes	No
G4			x
G4		%	

Common Data Set 2019-2020

G4 If yes, what percentage of full-time undergraduates pay more than the tuition and fees reported in G1?

--	--

G5 Provide the estimated expenses for a typical full-time undergraduate student:

	Residents	Commuters (living at home)	Commuters (not living at home)
G5 Books and supplies	\$1,150	\$1,150	\$1,150
G5 Room only			\$9,280
G5 Board only		\$8,600	\$5,870
G5 Room and board total (if your college cannot provide separate room and board figures for commuters not living at home):			
G5 Transportation	\$800	\$1,350	\$800
G5 Other expenses	\$930	\$930	\$930

G6 Undergraduate per-credit-hour charges (tuition only)

G6 PRIVATE INSTITUTIONS:	
	\$750.00
G6 PUBLIC INSTITUTIONS In-district:	
G6 PUBLIC INSTITUTIONS In-state (out-of-district):	
G6 PUBLIC INSTITUTIONS Out-of-state:	
G6 NONRESIDENT ALIENS:	\$750.00

H. FINANCIAL AID

Aid Awarded to Enrolled Undergraduates

Enter total dollar amounts awarded to enrolled full-time and less than full-time degree-seeking undergraduates (using the same cohort reported in CDS Question B1, "total degree-seeking" undergraduates) in the following categories. (Note: If the data being reported are final figures for the 2018-2019 academic year (see the next item below), use the 2018-2019 academic year's CDS Question B1 cohort.) Include aid awarded to international students (i.e., those not qualifying for federal aid). Aid that is non-need-based but that was used to meet need should be reported in the need-based aid columns. (For a suggested order of precedence in assigning categories of aid to cover need, see the entry for "non-need-based scholarship or grant aid" on the last page of the definitions section.)

H1		2019-2020 estimated	2018-2019 final
H1	Indicate the academic year for which data are reported for items H1, H2, H2A, and H6 below:	x	

H3 Which needs-analysis methodology does your institution use in awarding institutional aid?

H3	Federal methodology (FM)	
H3	Institutional methodology (IM)	
H3	Both FM and IM	x

H1		Need-based \$ (Include non-need-based aid used to meet need.)	Non-need-based \$ (Exclude non-need-based aid used to meet need.)
H1	Scholarships/Grants		
H1	Federal	\$2,496,429	\$0
H1	State (i.e., all states, not only the state in which your institution is located)	\$355,242	\$0
H1	Institutional: Endowed scholarships, annual gifts and tuition funded grants, awarded by the college, excluding athletic aid and tuition waivers (which are reported below).	\$47,497,849	\$33,740,753
H1	Scholarships/grants from external sources (e.g., Kiwanis, National Merit) not awarded by the college	\$0	\$1,645,237
H1	Total Scholarships/Grants	\$50,349,520	\$35,385,990
H1	Self-Help		
H1	Student loans from all sources (excluding parent loans)	\$6,645,413	\$19,022,869
H1	Federal Work-Study	\$991,138	
H1	State and other (e.g., institutional) work-study/employment (Note: Excludes Federal Work-Study captured above.)	\$0	\$0
H1	Total Self-Help	\$7,636,551	\$19,022,869
H1	Other		
H1	Parent Loans	\$0	\$7,967,241
H1	Tuition Waivers Reporting is optional. Report tuition waivers in this row if you choose to report them. Do not report tuition waivers elsewhere.		
H1	Athletic Awards	\$0	\$6,952,754

H2 **Number of Enrolled Students Awarded Aid:** List the number of degree-seeking full-time and less-than-full-time undergraduates who applied for and were awarded financial aid from any source. **Aid that is non-need-based but that was used to meet need should be counted as need-based aid.** Numbers should reflect the cohort awarded the dollars reported in H1. Note: In the chart below, students may be counted in more than one row, and full-time freshmen should also be counted as full-time undergraduates.

H2		First-time Full-time Freshmen	Full-time Undergraduate (Incl. Fresh.)	Less Than Full-time Undergraduate
H2	a) Number of degree-seeking undergraduate students (CDS Item B1 if reporting on Fall 2018 cohort)	1173	4159	91
H2	b) Number of students in line a who applied for need-based financial aid	795	2231	22

Common Data Set 2019-2020

* students who did not graduate or who graduated with another degree or certificate (but no bachelor's degree)

H4

822

Number and percent of students in class (defined in H4 above) borrowing from federal, non-federal, and any loan sources, and the average (or mean) amount borrowed. **NOTE: The "Average per-undergraduate-borrower cumulative principal borrowed," is designed to provide better information about student borrowing from federal and nonfederal (institutional, state, commercial) sources. The numbers, percentages, and averages for each row should be based**

H5

H5

Source/Type of Loan	Number in the class (defined in H4 above) who borrowed from the types of loans specified in the first column	Percent of the class (defined above) who borrowed from the types of loans specified in the first column (nearest 1%)	
a) Any loan program: Federal Perkins, Federal Stafford Subsidized and Unsubsidized, institutional, state, private loans that your institution is aware of, etc. Include both Federal Direct Student Loans and Federal Family Education Loans.	505	61.00%	\$39,214
b) Federal loan programs: Federal Perkins, Federal Stafford Subsidized and Unsubsidized. Include both Federal Direct Student Loans and Federal Family Education Loans.	494	60.00%	\$23,656
c) Institutional loan programs.	0	0.00%	\$0
d) State loan programs.	0	0.00%	\$0
e) Private student loans made by a bank or lender.	143	17.00%	\$57,328

H6

H6	Institutional need-based scholarship or grant aid is available	x
H6	Institutional non-need-based scholarship or grant aid is available	x
H6	Institutional scholarship or grant aid is not available	

H6

153

H6	Average dollar amount of institutional financial aid awarded to undergraduate degree-seeking nonresident aliens:	\$45,782
----	--	----------

H6

\$7,004,638

H7 Check off all financial aid forms nonresident alien first-year financial aid applicants must submit:

H7	Institution's own financial aid form	
H7	CSS/Financial Aid PROFILE	x
H7	International Student's Financial Aid Application	
H7	International Student's Certification of Finances	
H7	Other (specify):	

Process for First-Year/Freshman Students

H8 Check off all financial aid forms domestic first-year (freshman) financial aid applicants must submit:

H8	FAFSA	x
H8	Institution's own financial aid form	
H8	CSS/Financial Aid PROFILE	x
H8	State aid form	
H8	Noncustodial PROFILE	x
H8	Business/Farm Supplement	x
H8	Other (specify):	

H9 Indicate filing dates for first-year (freshman) students:

H9	Priority date for filing required financial aid forms:	12/1
H9	Deadline for filing required financial aid forms:	1/15
H9	No deadline for filing required forms (applications processed on a rolling basis):	

H10 Indicate notification dates for first-year (freshman) students (answer a or b):

H10	a) Students notified on or about (date):		
H10		Yes	No
H10	b) Students notified on a rolling basis:	x	
H10	If yes, starting date:	2/1	

H11 Indicate reply dates:

H11	Students must reply by (date):	5/1
H11	or within _____ weeks of notification.	

Types of Aid Available

Please check off all types of aid available to undergraduates at your institution:

H12 Loans

H12 FEDERAL DIRECT STUDENT LOAN PROGRAM (DIRECT LOAN)

H12	Direct Subsidized Stafford Loans	x
H12	Direct Unsubsidized Stafford Loans	x
H12	Direct PLUS Loans	x

H12	Federal Perkins Loans	
H12	Federal Nursing Loans	
H12	State Loans	
H12	College/university loans from institutional funds	
H12	Other (specify):	

H13 Scholarships and Grants

H13 NEED-BASED:

H13	Federal Pell	x
H13	SEOG	x
H13	State scholarships/grants	x
H13	Private scholarships	x
H13	College/university scholarship or grant aid from institutional funds	x
H13	United Negro College Fund	
H13	Federal Nursing Scholarship	
H13	Other (specify):	

H14 Check off criteria used in awarding institutional aid. Check all that apply.

H14		Non-Need Based	Need-Based
-----	--	----------------	------------

H14	Academics	x	x
H14	Alumni affiliation		
H14	Art		
H14	Athletics	x	
H14	Job skills		
H14	ROTC		
H14	Leadership		
H14	Minority status		
H14	Music/drama		
H14	Religious affiliation		
H14	State/district residency		

H15 If your institution has recently implemented any major financial aid policy, program, or initiative to make your institution more affordable to incoming students such as replacing loans with grants, or waiving costs for families below a certain income level please provide details below:

and 365 faculty).

I3 Undergraduate Class Size

Class Sections: A class section is an organized course offered for credit, identified by discipline and number, meeting at a stated time or times in a classroom or sim

I3		Number of Class Sections with Undergraduates Enrolled							
		Undergraduate Class Size (provide numbers)							
I3		2-9	10-19	20-29	30-39	40-49	50-99	100+	Total
I3		76	269	449	73	11	16		894
I3	CLASS SUB-SECTIONS	90	77	8					175

J. DEGREES CONFERRED

J1 Degrees conferred between July 1, 2018 and June 30, 2019

J1

J1	Category	Diploma/Certificates	Associate	Bachelor's	CIP 2010 Categories to Include
J1	Agriculture				1
J1	Natural resources and conservation			0.7%	3
J1	Architecture				4
J1	Area, ethnic, and gender studies			0.3%	5
J1	Communication/journalism			10.9%	9
J1	Communication technologies				10
J1	Computer and information sciences			0.3%	11
J1	Personal and culinary services				12
J1	Education				13
J1	Engineering			6.1%	14
J1	Engineering technologies				15
J1	Foreign languages, literatures, and linguistics			1.1%	16
J1	Family and consumer sciences				19
J1	Law/legal studies				22
J1	English			3.5%	23
J1	Liberal arts/general studies			0.7%	24
J1	Library science				25
J1	Biological/life sciences			3.7%	26
J1	Mathematics and statistics			2.2%	27
J1	Military science and military technologies				28 & 29
J1	Interdisciplinary studies				30
J1	Parks and recreation				31
J1	Philosophy and religious studies			0.6%	38
J1	Theology and religious vocations				39
J1	Physical sciences			0.7%	40
J1	Science technologies				41
J1	Psychology			5.8%	42
J1	Homeland Security, law enforcement, firefighting, and protective services				43
J1	Public administration and social services				44
J1	Social sciences			8.0%	45
J1	Construction trades				46
J1	Mechanic and repair technologies				47
J1	Precision production				48
J1	Transportation and materials moving				49
J1	Visual and performing arts			3.0%	50
J1	Health professions and related programs			13.6%	51
J1	Business/marketing			38.1%	52
J1	History			1.1%	54
J1	Other				
J1	TOTAL (should = 100%)	0.00%	0.00%	100.00%	

Common Data Set Definitions

All definitions related to the financial aid section appear at the end of the Definitions document.

Items preceded by an asterisk (*) represent definitions agreed to among publishers which do not appear on the CDS document but may be present on individual publishers' surveys.

* **Academic advisement:** Plan under which each student is assigned to a faculty member or a trained adviser, who, through regular meetings, helps the student plan and implement immediate and long-term academic and vocational goals.

Accelerated program: Completion of a college program of study in fewer than the usual number of years, most often by attending summer sessions and carrying extra courses during the regular academic term .

Admitted student: Applicant who is offered admission to a degree-granting program at your institution.

* **Adult student services:** Admission assistance, support, orientation, and other services expressly for adults who have started college for the first time, or who are re-entering after a lapse of a few years.

American Indian or Alaska Native: A person having origins in any of the original peoples of North and South America (including Central America) and maintaining tribal affiliation or community attachment.

Applicant (first-time, first year): An individual who has fulfilled the institution's requirements to be considered for admission (including payment or waiving of the application fee, if any) and who has been notified of one of the following actions: admission, nonadmission, placement on waiting list, or application withdrawn (by applicant or institution).

Application fee: That amount of money that an institution charges for processing a student's application for acceptance. This amount is *not* creditable toward tuition and required fees, nor is it refundable if the student is m

M

M

ofte

hat

t

Commuter: A student who lives off campus in housing that is not owned by, operated by, or affiliated with the college. This category includes students who commute from home and students who have moved to the area to attend college.
Clock hour: A unit of measure that represents an hour of scheduled instruction given to students. Also referred to as credit hour.
Continuous basis (for program enrollment): A calendar system classification that is used by institutions that enroll students at any time during the academic year. For example, a cosmetology school or a word processing school might allow students to enroll and begin studies at various times, with no requirement that classes begin on a certain date.
Cooperative education program: A program that provides for alternate class attendance and employment in business, industry, or government.
Cooperative housing: College-owned, -operated, or -affiliated housing in which students share room and board expenses and participate in household chores to reduce living expenses.
* Counseling service: Activities designed to assist students in making plans and decisions related to their education, career, or personal development.
Credit: Recognition of attendance or performance in an instructional activity (course or program) that can be applied by a recipient toward the requirements for a degree, diploma, certificate, or other recognized postsecondary credential.
Credit course: A course that, if successfully completed, can be applied toward the number of courses required for achieving a degree, diploma, certificate, or other recognized postsecondary credential.
Credit hour: A unit of measure representing an hour (50 minutes) of instruction over a 15-week period in a semester or trimester system or a 10-week period in a quarter system. It is applied toward the total number of hours needed for completing the requirements of a degree, diploma, certificate, or other recognized postsecondary credential.
Cross-registration: A system whereby students enrolled at one institution may take courses at another institution without having to apply to the second institution.
Deferred admission: The practice of permitting admitted students to postpone enrollment, usually for a period of one academic term or one year.
Degree: An award conferred by a college, university, or other postsecondary education institution as official recognition for the successful completion of a program of studies.
Degree-seeking students: Students enrolled in courses for credit who are recognized by the institution as seeking a degree or recognized postsecondary credential. At the undergraduate level, this is intended to include students enrolled in vocational or occupational programs.
Differs by program (calendar system): A calendar system classification that is used by institutions that have occupational/vocational programs of varying length. These schools may enroll students at specific times depending on the program desired. For example, a school might offer a two-month program in January, March, May, September, and November; and a three-month program in January, April, and October.
Diploma: See Postsecondary award, certificate, or diploma.
Distance learning: An option for earning course credit at off-campus locations via cable television, internet, satellite classes, videotapes, correspondence courses, or other means.
Doctor's degree-research/scholarship: A Ph.D. or other doctor's degree that requires advanced work beyond the master's level, including the preparation and defense of a dissertation based on original research, or the planning and execution of an original project demonstrating substantial artistic or scholarly achievement. Some examples of this type of degree may include Ed.D., D.M.A., D.B.A., D.Sc., D.A., or D.M., and others, as designated by the awarding institution.
Doctor's degree-professional practice: A doctor's degree that is conferred upon completion of a program providing the knowledge and skills for the recognition, credential, or license required for professional practice. The degree is awarded after a period of study such that the total time to the degree, including both pre-professional and professional preparation, equals at least six full-time equivalent academic years. Some of these degrees were formerly classified as "first-professional" and may include: Chiropractic (D.C. or D.C.M.); Dentistry (D.D.S. or D.M.D.); Law (L.L.B. or J.D.); Medicine (M.D.); Optometry (O.D.); Osteopathic Medicine (D.O.); Pharmacy (Pharm.D.); Podiatry (D.P.M., Pod.D., D.P.); or, Veterinary Medicine (D.V.M.), and others, as designated by the awarding institution.
Doctor's degree-other: A doctor's degree that does not meet the definition of a doctor's degree - research/scholarship or a doctor's degree - professional practice.
Double major: Program in which students may complete two undergraduate programs of study simultaneously.
Dual enrollment: A program through which high school students may enroll in college courses while still enrolled in high school. Students are not required to apply for admission to the college in order to participate.
Early action plan: An admission plan that allows students to apply and be notified of an admission decision well in advance of the regular notification dates. If admitted, the candidate is not committed to enroll; the student may reply to the offer under the college's regular reply policy.
Early admission: A policy under which students who have not completed high school are admitted and enroll full time in college, usually after completion of their junior year.

Early decision plan: A plan that permits students to apply and be notified of an admission decision (and financial aid offer if applicable) well in advance of the regular notification date. Applicants agree to accept an offer of admission and, if admitted, to withdraw their applications from other colleges. There are three possible decisions for early decision applicants: admitted, denied, or not admitted but forwarded for consideration with the regular applicant pool, without prejudice.

English as a Second Language (ESL): A course of study designed specifically for students whose native language is not English.

Exchange student program-domestic: Any arrangement between a student and a college that permits study for a semester or more at another college **in the United States** without extending the amount of time required for a degree. **See also Study abroad.**

External degree program: A program of study in which students earn credits toward a degree through independent study, college courses, proficiency examinations, and personal experience. External degree programs require minimal or no classroom attendance.

<p>Liberal arts/career combination: Program in which a student earns undergraduate degrees in two separate fields, one in a liberal arts major and the other in a professional or specialized major, whether on campus or through cross-registration.</p>
<p>Master's degree: An award that requires the successful completion of a program of study of generally one or two full-time equivalent academic years of work beyond the bachelor's degree. Some of these degrees, such as those in Theology (M.Div., M.H.L./Rav) that were formerly classified as "first-professional", may require more than two full-time equivalent academic years of work.</p>
<p>Minority affiliation (as admission factor): Special consideration in the admission process for members of designated racial/ethnic minority groups.</p>
<p>* Minority student center: Center with programs, activities, and/or services intended to enhance the college experience of students of color.</p>
<p>Model United Nations: A simulation activity focusing on conflict resolution, globalization, and diplomacy. Assuming roles as foreign ambassadors and "delegates," students conduct research, engage in debate, draft resolutions, and may participate in a national Model UN conference.</p>
<p>Native Hawaiian or Other Pacific Islander: A person having origins in any of the original peoples of Hawaii, Guam, Samoa, or other Pacific Islands.</p>
<p>Nonresident alien: A person who is not a citizen or national of the United States and who is in this country on a visa or temporary basis and does not have the right to remain indefinitely.</p>
<p>* On-campus day care: Licensed day care for students' children (usually age 3 and up); usually for a fee.</p>
<p>Open admission: Admission policy under which virtually all secondary school graduates or students with GED equivalency diplomas are admitted without regard to academic record, test scores, or other qualifications.</p>
<p>Other expenses (costs): Include average costs for clothing, laundry, entertainment, medical (if not a required fee), and furnishings.</p>
<p>Out-of-state tuition: The tuition charged by institutions to those students who do not meet the institution's or state's residency requirements.</p>
<p>Part-time student (undergraduate): A student enrolled for fewer than 12 credits per semester or quarter, or fewer than 24 clock hours a week each term.</p>
<p>* Personal counseling: One-on-one or group counseling with trained professionals for students who want to explore personal, educational, or vocational issues.</p>
<p>Post-baccalaureate certificate: An award that requires completion of an organized program of study requiring 18 credit hours beyond the bachelor's; designed for persons who have completed a baccalaureate degree but do not meet the requirements of academic degrees carrying the title of master.</p>
<p>Post-master's certificate: An award that requires completion of an organized program of study of 24 credit hours beyond the master's degree but does not meet the requirements of academic degrees at the doctoral level.</p>
<p>Postsecondary award, certificate, or diploma: Includes the following three IPEDS definitions for postsecondary awards, certificates, and diplomas of varying durations and credit/contact hour requirements—</p>
<p><i>Less Than 1 Academic Year:</i> Requires completion of an organized program of study at the postsecondary level (below the baccalaureate degree) in less than 1 academic year (2 semesters or 3 quarters) or in less than 900 clock hours by a student enrolled full-time.</p>
<p><i>At Least 1 But Less Than 2 Academic Years:</i> Requires completion of an organized program of study at the postsecondary level (below the baccalaureate degree) in at least 1 but less than 2 full-time equivalent academic years, or designed for completion in at least 30 but less than 60 credit hours, or in at least 900 but less than 1,800 clock hours.</p>
<p><i>At Least 2 But Less Than 4 Academic Years:</i> Requires completion of an organized program of study at the postsecondary level (below the baccalaureate degree) in at least 2 but less than 4 full-time equivalent academic years, or designed for completion in at least 60 but less than 120 credit hours, or in at least 1,800 but less than 3,600 clock hours.</p>
<p>Private institution: An educational institution controlled by a private individual(s) or by a nongovernmental agency, usually supported primarily by other than public funds, and operated by other than publicly elected or appointed officials.</p>
<p>Private for-profit institution: A private institution in which the individual(s) or agency in control receives compensation, other than wages, rent, or other expenses for the assumption of risk.</p>
<p>Private nonprofit institution: A private institution in which the individual(s) or agency in control receives no compensation, other than wages, rent, or other expenses for the assumption of risk. These include both independent nonprofit schools and those affiliated with a religious organization.</p>
<p>Proprietary institution: See Private for-profit institution.</p>
<p>Public institution: An educational institution whose programs and activities are operated by publicly elected or appointed school officials, and which is supported primarily by public funds.</p>
<p>Quarter calendar system: A calendar system in which the academic year consists of three sessions called quarters of about 12 weeks each. The range may be from 10 to 15 weeks. There may be an additional quarter in the summer.</p>

Common Data Set 2019-2020

Race/ethnicity: Category used to describe groups to which individuals belong, identify with, or belong in the eyes of the community. The categories do not denote scientific definitions of anthropological origins. A person may be counted in only one group.

Race/ethnicity unknown: Category used to classify students or employees whose race/ethnicity is not known and whom institutions are unable to place in one of the specified racial/ethnic categories.

Recognized Postsecondary Credential: Includes both Title IV eligible degrees, certificates, and other recognized postsecondary credentials. Any credential that is received after completion of a program that is eligible for Title IV federal student aid. Credentials that are awarded to recognize an individual's attainment of measurable technical or industry/occupational skills n

* **Veteran's counseling:** Helps veterans and their dependents obtain benefits for their selected program and